

Features

- 1.28 gpf (4.8 lpf).
- Right-hand Polished Chrome trip lever.
- Combines with the K-4199 bowl to create a complete K-3999-RA Highline toilet.
- Combines with the K-5393 bowl to create a complete K-5481-RA Highline® toilet.
- Coordinates with other products in the Wellworth collection.

Technology

- Single-flush gravity uses the force of gravity and a precision-engineered tank to create a strong siphon during flushing.
- KOHLER's canister flush valve harnesses the natural force of gravity and optimizes flushing performance.
- Class Five® flushing technology offers virtually plug-free performance and rinsing power for a clean bowl.

Installation

- Supply line sold separately.

Recommended Products/Accessories

K-4199 Two-piece elongated chair height toilet bowl
K-23726 Drain treatment



Codes/Standards





ASME A112.19.1/CSA B45.2
EPA WaterSense®

KOHLER® Toilets and Seats Limited Warranty

See website for detailed warranty information.

Available Colors/Finishes

Color tiles intended for reference only.

Color	Code	Description
	0	White
	96	Biscuit
	47	Almond
	7	Black Black™

No image available.
This product is a component and not intended to be a standalone installation.

Technical Information

All product dimensions are nominal.

Toilet type: Two-piece, Bowl-mount

Water Consumption

Full: 1.28 gpf (4.8 lpf)

Notes

Install this product according to the installation instructions.